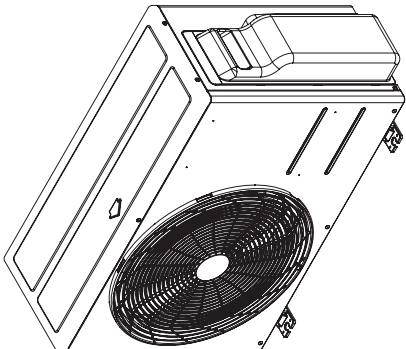
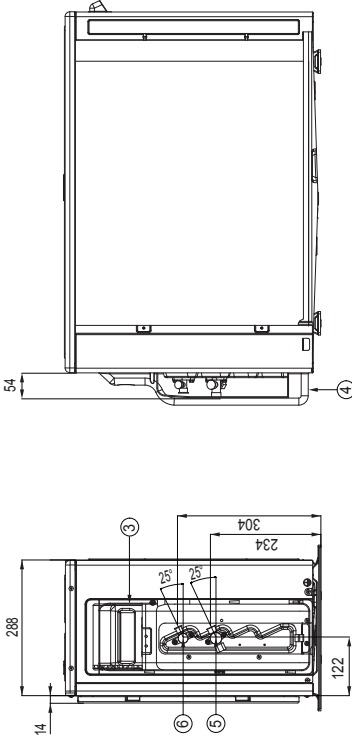


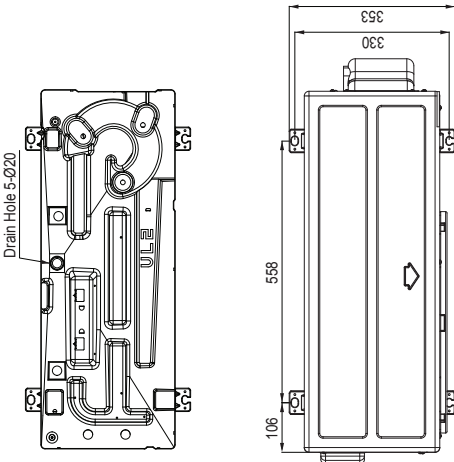
5. Dimensional Drawings

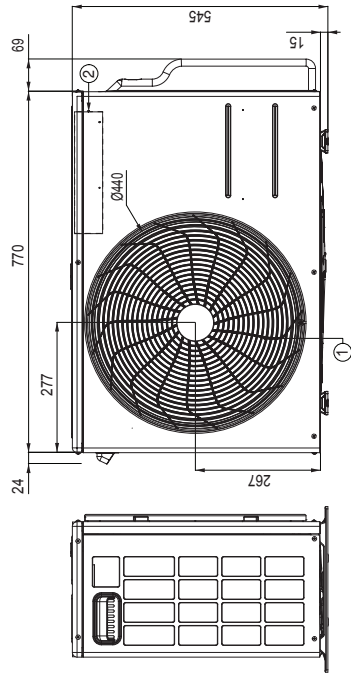
DC09RQ (S3UM09JL1ZA), DC12RQ (S3UM12JL1ZA), DC18RQ (S3UM18KL1ZA),
 PC18SQ (S3UM18KL2FA), S18EQ (S3UW18KL3BA), SC18EQ (S3UM18KL3BA)

UL2 Chassis









Unit : mm

| No | Name | Description |
|----|------------------------------------|-------------|
| 6 | Liquid Pipe Connection | Flare Joint |
| 5 | Gas Pipe Connection | Flare Joint |
| 4 | Service Valve Cover | |
| 3 | Power and Communication Cable Hole | |
| 2 | Control Box | |
| 1 | Air Outlet | |